

DO NOT TURN THE PAGE BEFORE READING ALL INSTRUCTIONS AND ONLY WHEN TOLD TO DO SO! THEORETICAL KNOWLEDGE OF TRAFFIC MATTERS IS ESSENTIAL FOR SAFE DRIVING. THIS TEST IS BEING GIVEN TO DETERMINE YOUR UNDERSTANDING AND KNOWLEDGE OF TRAFFIC RULES AND REGULATIONS.

INSTRUCTIONS TO ALL APPLICANTS

1. Do not turn the page before:
 - you have read these instructions and
 - the examiner has told you to start
2. This test contains questions on traffic rules, traffic signs and the controls of motor vehicles.
3. Make sure you answer all questions in the test strictly according to the Code of licence for which you have applied for, i.e.

Applicants who applied for a learners licence Code 1 must answer:

1. Section B
2. Section C and
3. Section D

Applicants who applied for a learners licence Code 2 or 3 must answer:

1. Section B
 2. Section C and
 3. Section E
4. Please make sure you read each question several times before you attempt to answer.
 5. Each question has three (3) possible answers i.e. A, B or C. Make sure you choose ONE answer only.
 6. You must indicate your answer on the provided answer sheet. This must be done for each question. You do so by using a pencil by shading the circle in the appropriate answer block, as shown below:

EXAMPLE

a	b	c
<input type="radio"/>	<input type="radio"/>	<input checked="" type="radio"/>

7. Please do NOT make any marks on your Test Question Booklet.
8. You are NOT allowed to take any test material or stationary with you when you finish this test.
9. We will now do some examples of answering questions together. The questions that you do in the test must be answered in a similar way.

WAIT!!! YOU WILL BE INFORMED WHEN TO TURN THIS PAGE OVER

SECTION A: PRACTICE QUESTIONS

REMEMBER YOU ARE NOT ALLOWED TO TALK OR WHISPER DURING THIS TEST!

Your examiner will go through question 1 with you. If you have any problems please raise your hand for help.

Below we will together do some practical examples of questions.

Look at Question 1 below:

QUESTION 1

Which statement is correct?

- A. Overtaking on a bend is allowed
- B. You can exceed the speed limit when you see an animal on the road
- C. Driving is on the left side of the road.

Now look at Question 2

2. The following sign indicates:



- A. All pedestrians must come to a halt at the road
- B. Vehicles should approach the sign slowly
- C. Vehicles must come to a complete stop

Now do question 3 by yourself.

3. When intending to overtake, you must:

- A. Drive fast
 - B. Indicate your intention
 - C. Thank the driver by flicking your lights
-

You will have 90 minutes to complete the test so make sure you manage your time and answer as many questions as you can.

If you take less time than 90 minutes to complete the test, raise your hand and the examiner will collect your test material and stationary.

START THE TEST ON INSTRUCTION OF THE EXAMINER.

SECTION B – SIGNS – ALL CODES

4. Which sign means that you should turn left?



- a. **A**
- b. B
- c. C

5. This sign means that you should:



- a. Drive no faster than 50km/hour
- b. Drive at least 50km/hour or faster
- c. Drive for 50km

6. What does this sign mean?



- a. Vehicles that are more than 10 tonnes may drive on this road
- b.** Vehicles that are less than 10 tonnes may drive on this road
- c. Vehicles that are more than 10 tonnes may not drive on this road

7. What does this sign indicate?



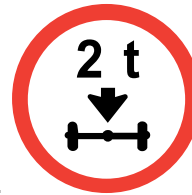
- a. Bicycle riders may use this road
- b. Horse and cart users may use this road
- c.** Rickshaw drivers may use this road

8. This sign warns a driver about a



- a. Cave
- b. No overtaking up ahead
- c. Tunnel**

9. Which sign shows the length limit for the vehicle allowed to drive on the road?



A.

B.

C.

- a. A
- b. B**
- c. C

10. Which sign shows that you may not turn left at the junction ahead?



A.

B.

C.

- a. A**
- b. B
- c. C

11. Which sign shows that this portion of the road is reserved for taxis?



A.

B.

C.

- a. A
- b. B**
- c. C

12. You would most likely find this sign when:



- a. Motorcycles are not allowed on this portion of the road
- b. Motorcars are allowed on this portion of the road
- c.** Motorcycles only are allowed on this portion of the road

13. Which sign applies to motorcycles with an engine size limit?



- a. A
- b.** B
- c. C

14. Which sign indicates there is a secondary crossroad ahead?



- a. A
- b.** B
- c. C

15. Which sign indicates a concealed driveway?



- a. A
- b. B
- c.** C

16. Which sign indicates a pedestrian crossing ahead?



- a. A
- b.** B
- c. C

17. Which sign indicates that the surface of the road is about to change hazardously?



- a. A
b. B
c. C

18. Which sign indicates that the surface of the soft shoulder is about to change?



- a. A
b. B
c. C

19. This sign means that:



- a. There is a hazard ahead with police present
b. There is a river ahead with police present
c. There is a bridge ahead with police present

20. Which sign indicates there is a dead end ahead?




- a. A
b. B
c. C

21. Which sign indicates there is a portion of the roadway temporarily closed to traffic ahead?



- a. A
- b. B**
- c. C

22. Which sign indicates there is a separation in the road ahead and the driver must go left or right?




- a. A**
- b. B
- c. C

23. When you see this sign you should be warned that:



- a. For 8 km there are road works
- b. For 8 km there are speed humps
- c. For 8 km there is a winding road**

24. This sign indicates:



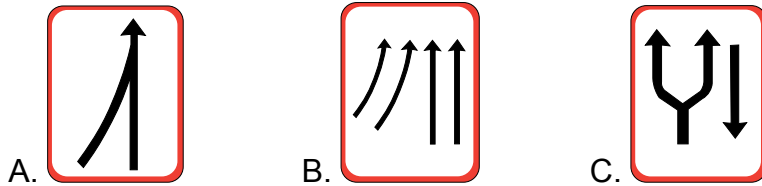
- a. Guinea fowl on the road
- b. You are entering an area prone to birds on the road
- c. You are entering a conservancy area**

25. Which sign gives you advance direction of a local fingerboard?



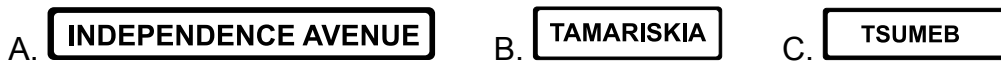
- a. A
- b. B
- c. C

26. Which sign indicates that lanes merge?



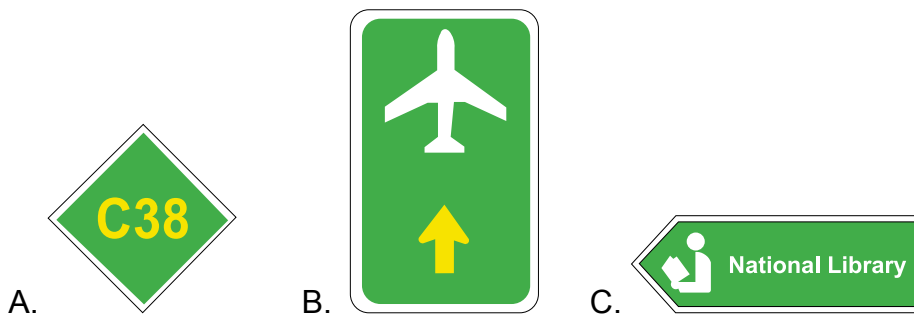
- a. A
- b. B
- c. C

27. Which sign indicates a suburb name?



- a. A
- b. B
- c. C

28. Which sign indicates a route?



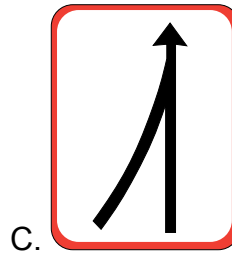
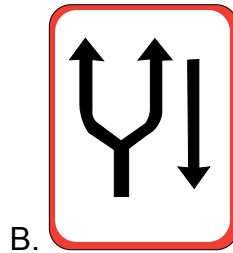

- a. A
- b. B
- c. C

29. Which of the following signs is a stack type advance direction marker?



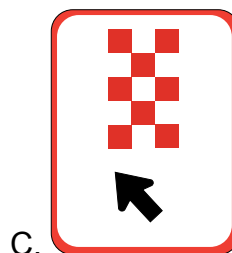

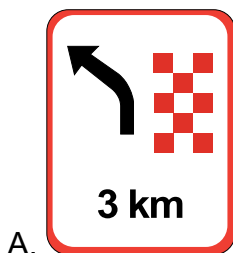
- a. A
- b. B**
- c. C

30. Which sign indicates an additional lane?



- a. A
- b. B**
- c. C

31. Which sign indicates an arrestor bed exit?




- a. A
- b. B
- c. C**

32. What does this sign mean?



- a. Bus ahead
- b. Bus route only
- c. Bus stop ahead**

33. What does this sign mean?




- a. Information centre
- b. Tourist information centre
- c. Cul-de-sac**

34. What does this sign indicate?



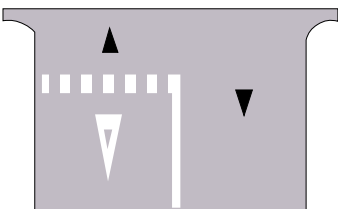
- a. Countdown high speed exit approximately 200m ahead**
- b. Countdown to high speed vehicle
- c. Countdown to an exit sign

35. If you see this sign, you:



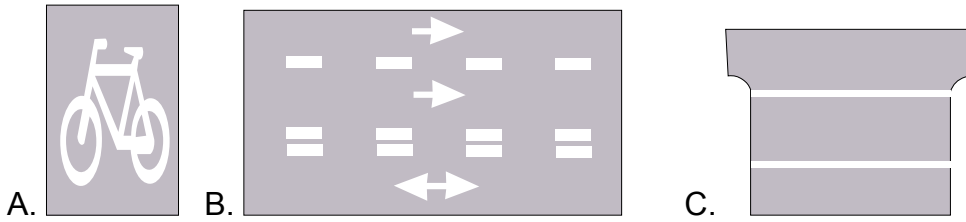
- a. Give way to traffic at the junction ahead
- b. Have right of way at the junction ahead**
- c. Should proceed to the junction ahead

36. This road marking indicates:



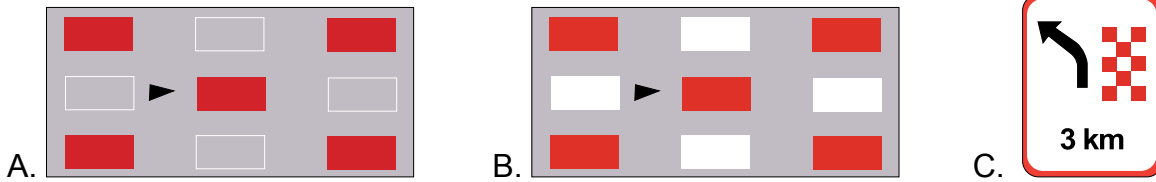
- a. A stop line
- b. A yield line**
- c. A pedestrian crossing

37. Which road marking indicates a pedestrian crossing?



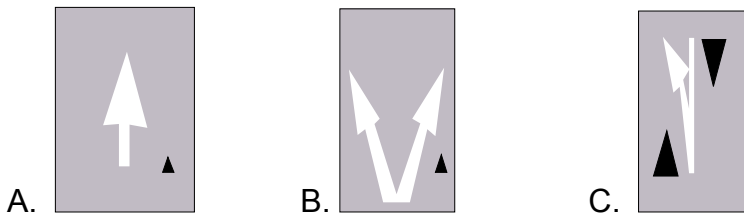
- a. A
- b. B
- c. C**

38. Which road marking indicates there is an escape route ahead?




- a. A
- b. B**
- c. C

39. Which road marking indicates the direction you must drive?



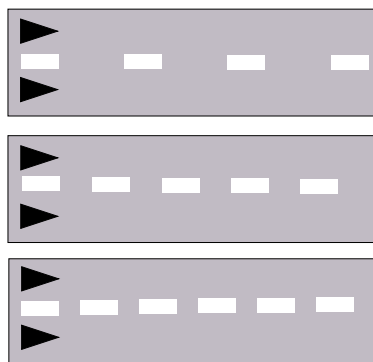
- a. A
- b. B
- c. C**

40. What do these arrows indicate?



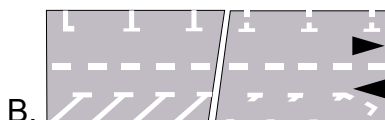
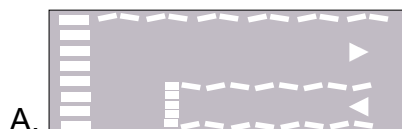
- a. Decrease in number of lanes ahead
- b. Change in lane direction ahead
- c. Increase in number of lanes ahead**

41. What do these lane lines indicate?




- a. The direction in which you must drive
- b. The lanes within which pedestrians must walk.
- c.** Separate traffic lines

42. Which road marking indicates a kerfback?



- a. A
- b. B
- c.** C

43. If this light is flashing, you:





- a. Proceed with caution
- b. Stop the vehicle until it stops flashing
- c.** Act as for a four way stop

44. If this light is flashing, you:




- a.** Proceed with caution
- b. Stop the vehicle until it stops flashing
- c. Act as for a four way stop

45. Which hand signal used by traffic officers means that you should proceed?



- a. A
- b. B
- c. C**

46. What should you do if you approach a traffic officer making this hand signal



- a. stop
- b. proceed left
- c. proceed right**

SECTION C – RULES – ALL CODES

47. The speed limit for motor vehicles in an urban area is:

- a. 60km/h
- b. 80km/h
- c. 40km/h

48. In terms of the rules of the road you should drive your vehicle on:

- a. The right side
- b. The left side
- c. Either lane

49. On a road or highway with more than one lane for traffic moving in opposite direction, you should:

- a. Drive on the left, overtake on the right
- b. Drive on the right, overtake on the left
- c. Drive in either lane, overtake in either lane

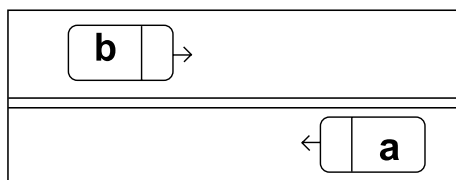
50. Before overtaking another vehicle, you should:

- a. Check to see if it is safe, sound your horn, move out and overtake
- b. Check to see if it is safe, signal your intention, move out and overtake
- c. Check to see if it is safe, slow down until you have more room, move out and overtake

51. When being overtaken by another vehicle, you should:

- a. Accelerate until the other vehicle has passed
- b. Slow down to let the other vehicle pass
- c. Drive on the far right of the road

52. A section of the road is marked with double unbroken dividing lines as in the diagram. When is a vehicle allowed to cross the lines?



- a. When there is no traffic coming the other way.
- b. When there is a slow vehicle ahead.
- c. Not allowed to cross such markings.

53. It is prohibited to overtake:

- a. On a wet road
- b. On a curve
- c. On an urban road

54. When is it prohibited to overtake?

- a. On a summit of a rise
 - b. On a public road
 - c. On a gravel road
-

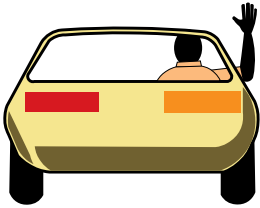
55. You may pass on the left side of another vehicle if the vehicle is:

- a. Turning to its left
 - b. Making a U turn
 - c. Turning to its right
-

56. It is not safe for you to enter a public road unless

- a. It can be done without endangering yourself and other drivers
 - b. It can be done without signalling
 - c. It can be done by changing lanes
-

57. This hand signal indicates:



- a. you intend to turn right
 - b. you are slowing down
 - c. you are stopping
-

58. If the brakes of a vehicle being towed are not working, it should be connected to the other vehicle with:

- a. A roll bar
 - b. A bull bar
 - c. A tow bar or draw bar
-

59. You are prohibited from stopping your vehicle:

- a. Within a parking area
 - b. Within a residential area
 - c. Within the railway reserve at a level crossing
-

60. You should not park your vehicle if it obstructs:

- a. A lamp post
- b. A private entrance
- c. A private view

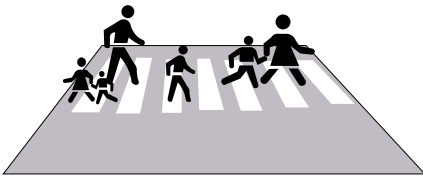
61. A compulsory stop means:

- a. You must stop your vehicle
- b. You must slow down your vehicle
- c. You may stop your vehicle at a mini-circle

62. If someone has been killed or injured in an accident, you may:

- a. Not move the vehicles
- b. Move the vehicles
- c. Move the vehicle that caused the accident

63. When you drive towards these people on the road. What should you do?



- a. Continue at the same speed and sound the horn
- b. Stop and give way until they have cleared the crossing
- c. Slow down until they are half way across the crossing and drive on

64. If you see a scholar patrol such as this, you must wait until the children:



- a. Reach the right hand side of the crossing
- b. Are out of sight
- c. Are off the crossing and the hand held sign is taken away

65. A convoy is a :

- a. Procession of vehicles travelling together
- b. A procession of vehicles following each other at 2km apart
- c. A queue of vehicles waiting behind each other

66. A convoy may not travel on a public road:

- a. Between 20h00 on a Friday and 08h00 on a Monday
- b. Between 18h00 on a Friday and 06h00 on a Monday
- c. Between 18h00 on a Friday and 08h00 on a Monday

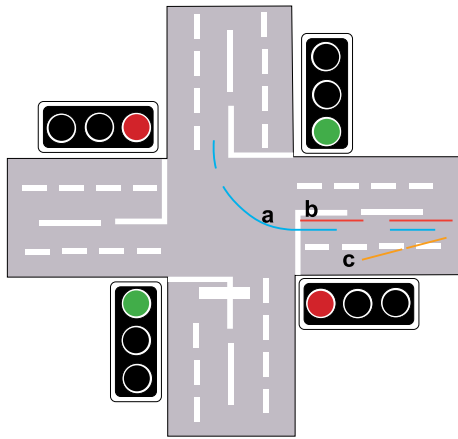
67. Which statement is correct?

- a. Anyone may prevent traffic from moving freely on a public road
- b. Nobody may prevent traffic from moving freely on a public road
- c. Traffic may not move freely on a public road

68. Which statement is correct?

- a. Objects may be placed on a public road
 - b. Small objects may be placed on a public road
 - c.** Objects which endanger traffic may not be placed on public roads
-

69. You are driving towards an intersection controlled by a traffic light. A steady red light is displayed. You wish to turn right. You should:

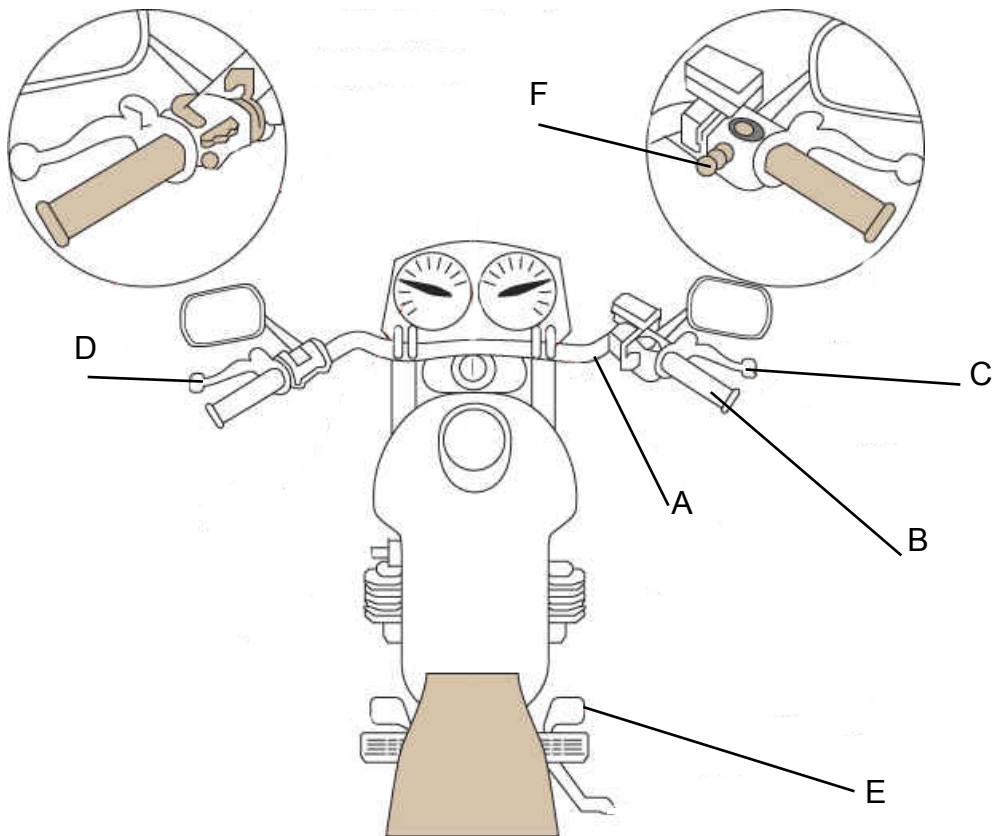


- a. Accelerate to turn right
 - b.** Stop and indicate your intention to turn right.
 - c. Move into the left lane
-

70. You may not park within what distance from a fire hydrant?

- a.** 0.5 m
 - b. 1m
 - c. 1.5m
-

SECTION D - MOTOR CYCLES ONLY



71. In the picture above which is the throttle?:

- a. A
- b. B
- c. C

72. In the picture above which is the handlebar?:

- a. A
- b. B
- c. C

73. In the picture above which is the rear brake?:

- a. D
- b. E
- c. C

74. When must a passenger or driver of a motorcycle wear a protective helmet ?:

- a. Always
- b. Never
- c. When it is necessary

75. When riding a motorcycle, the headlamp must be switched on:

- a. Only at night
 - b. At night, in poor weather and during the day
 - c. Only in poor weather
-

76. A rider of a motorcycle must:

- a. Ride with a sidecar
 - b. Carry two adults
 - c. Only carry two adults if there is a sidecar
-

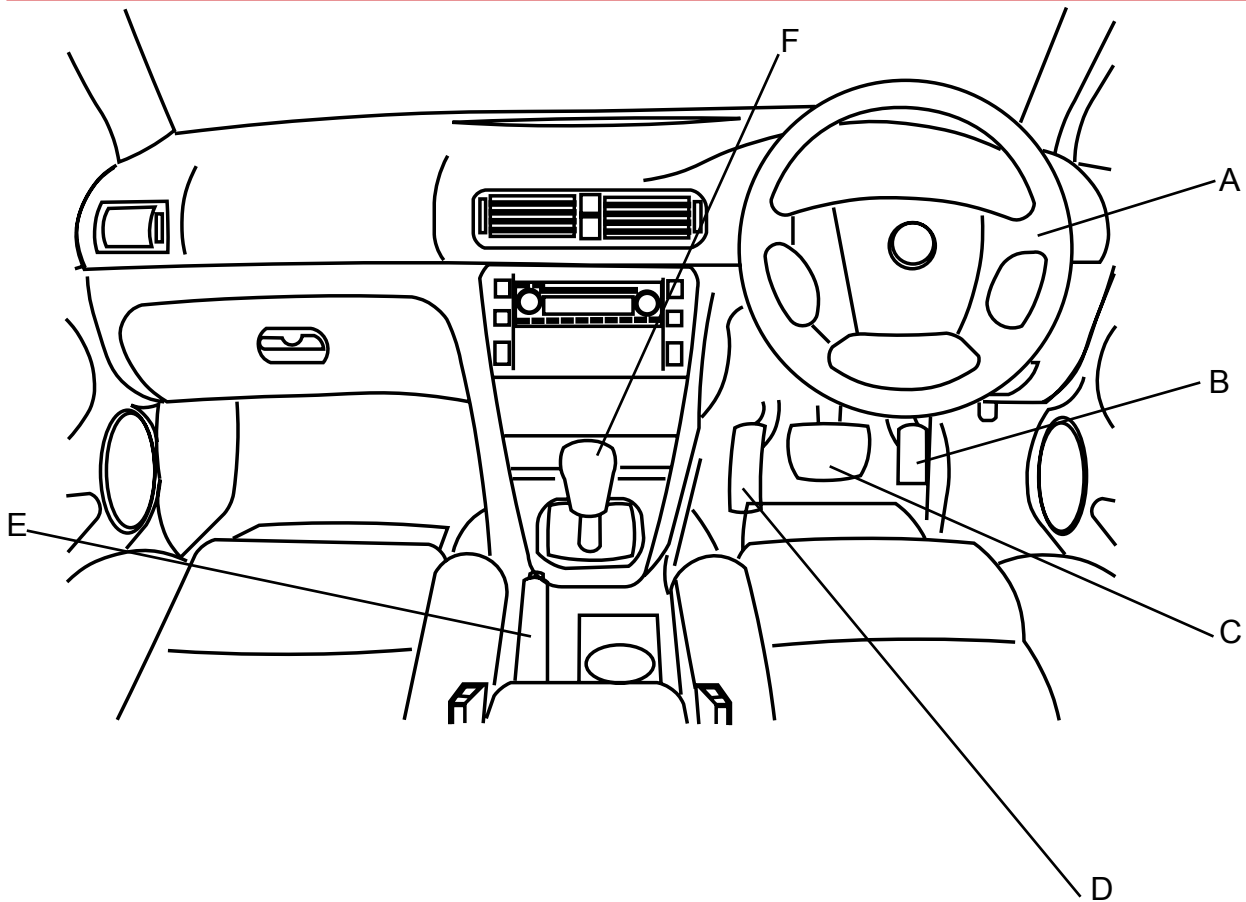
77. A rider of a motorcycle on a public road needs to ensure that:

- a. Feet are on a footrest
 - b. Heads are on a headrest
 - c. Headlight is off when riding
-

78. Whose responsibility is it to ensure passengers under 14 wear a helmet?:

- a. The parents
 - b. The driver
 - c. The passenger
-

SECTION E – LIGHT AND HEAVY VEHICLES ONLY



79. In the picture above which is the parking brake?:

- a. C
- b. D
- c. E**

80. In the picture above which is the accelerator?:

- a. D
- b. C
- c. B**

81. In the picture above which is the clutch:

- a. D**
- b. B
- c. C

82. While driving a vehicle, seatbelts:

- a. Are only needed on long trips
- b. Must always be worn properly and tightly adjusted**
- c. Are only needed on short trips

83. As a driver of a vehicle, you may not:

- a. Leave your vehicle unattended with the engine running
 - b. Leave your vehicle unattended with the engine turned off
 - c. Leave your vehicle with passengers inside
-

84. A passenger may not get into or out of a vehicle on a public road unless it is:

- a. Moving
 - b. Stopped
 - c. Reversing
-

85. When should you have your headlights on when you are driving your vehicle?:

- a. All the time
 - b. Only in poor weather conditions
 - c. Between sunset and sunrise and in poor weather conditions
-

86. What is the maximum permissible length of a motor vehicle?

- a. 12.5m
 - b. 13.5m
 - c. 18.5m
-

87. What is the maximum permissible length of an articulated motor vehicle

- a. 12.5m
 - b. 13.5m
 - c. 18.5m
-

88. What is the maximum permissible width of a bus?

- a. 2.6m
 - b. 6.2m
 - c. 4.5m
-

89. What is the maximum permissible width of a motor vehicle?

- a. 25m
 - b. 5.2m
 - c. 2.5m
-

90. Projections in front of any vehicle may not exceed:

- a. 3mm
 - b. 30mm
 - c. 300mm
-