

PAPER 2

THEORETICAL TEST QUESTIONS FOR THE LEARNER DRIVER LICENCE



MINISTRY OF WORKS AND TRANSPORT

DO NOT TURN THE PAGE BEFORE READING ALL INSTRUCTIONS AND ONLY WHEN TOLD BY THE EXAMINER! THEORETICAL KNOWLEDGE OF TRAFFIC MATTERS IS ESSENTIAL FOR SAFE DRIVING. THIS TEST IS BEING GIVEN TO DETERMINE YOUR UNDERSTANDING AND KNOWLEDGE OF TRAFFIC MATTERS.

INSTRUCTIONS TO ALL TEST CANDIDATES

1. Do not turn the page before:
 - you have read these instructions and
 - the examiner has told you to start
2. This test contains questions on traffic rules, traffic signs and the controls of motor vehicles
3. Make sure you answer all questions in the test strictly according to the Code of licence for which you have applied for, i.e.

Applicants who are applying for a learners licence Code 1 must answer:

1. Section B;
2. Section C and
3. Section D

Applicants who are applying for a learners licence Code 2 or 3 must answer:

1. Section B;
2. Section C and
3. Section E

4. Please make sure you read each question several times before you attempt to answer.
5. Each question has three (3) possible answers i.e. A, B or C. Make sure you choose ONE answer only.
6. You must indicate your answer in the provided answer sheet. This must be done for each question! You do so by using permanent pen/ink in the circle in the appropriate answer block, as shown below:

EXAMPLE

| | | |
|---|---|---|
| A | B | C |
| ○ | ○ | ● |

7. Please do NOT make any marks on your Test Question Booklet.
8. You are NOT allowed to take any test material or stationary with you when you finish this test
9. We will now do some examples of answering questions together. The questions that you do in the test must be answered in a similar way.

WAIT!!! THE EXAMINER WILL INFORM YOU WHEN TO TURN THIS PAGE OVER

SECTION A: PRACTICE QUESTIONS

REMEMBER YOU ARE NOT ALLOWED TO TALK OR WHISPER DURING THIS TEST!

Your examiner will go through question 1 with you. If you have any problems please raise your hand for help.

Below we will together do some practical examples of questions.

Look at Question 1 below:

QUESTION 1

Which statement is correct?

- A. Overtaking on a bend is allowed
- B. You can exceed the speed limit when you see an animal on the road
- C. Driving is on the right hand side of the road. *none*

Now look at Question 2

2. The following sign indicates:



- A. All pedestrians must come to a halt at the road
- B. Vehicles should approach the sign slowly
- C. Vehicles must come to a complete stop

Now do question 3 by yourself.

3. When intending to overtake, you must:

- A. Drive fast
- B. Indicate your intention
- C. Thank the driver by flicking your lights

You will have 90 minutes to complete the test so make sure you manage your time and answer as many questions as you can.

If you take less time than 90 minutes to complete the test, put up your hand and the examiner will collect your test material and stationary.

YOU MAY BEGIN THE TEST AS SOON AS YOUR EXAMINER TELLS YOU TO.

SECTION B – SIGNS – ALL CODES

4. When you see this sign you should:



- a. Choose one of the four roads ahead
- b. Stop until your road is clear
- c. Stop until all the other vehicles that were stopped before you have cleared the intersection

5. What should you do if you see this sign?



- a. Turn right
- b. Go straight ahead
- c. Drive in the direction indicated by the arrow

6. Which sign means that the road is only for taxis?



- a. A
- b. B
- c. C

7. You are most likely to find this sign:



- a. On a one-way street
- b. When parking is not allowed
- c. When overtaking is not allowed

12. When you see this sign below a regulatory sign, the sign applies:



- a. Not on Saturdays
- b. Only during two time periods on weekdays
- c. Not during any of the time periods indicated

none

13. When you see this sign below a regulatory sign, the driver:



- a. Should continue to comply with the regulatory sign in the direction of the arrow
- b. Should not continue to comply with the regulatory sign in the direction of the arrow
- c. Should only comply with the regulatory sign after dark in the direction of the arrow

14. Which sign indicates there is a side road junction ahead?



- a. A
- b. B
- c. C

15. Which sign indicates the end of a dual roadway?



- a. A
- b. B
- c. C

12. When you see this sign below a regulatory sign, the sign applies:



- a. Not on Saturdays
- b. Only during two time periods on weekdays
- c. Not during any of the time periods indicated

none

13. When you see this sign below a regulatory sign, the driver:



- a. Should continue to comply with the regulatory sign in the direction of the arrow
- b. Should not continue to comply with the regulatory sign in the direction of the arrow
- c. Should only comply with the regulatory sign after dark in the direction of the arrow

14. Which sign indicates there is a side road junction ahead?



- a. A
- b. B
- c. C

15. Which sign indicates the end of a dual roadway?



- a. A
- b. B
- c. C

16. Which sign indicates a steep ascent ahead?



- a. A
- b. B
- c. C

17. What should you do if you see this sign?



- ~~a.~~ Be aware of slow trucks ahead
- b. Be aware that heavy vehicles maybe travelling slowly in a low gear
- ~~c.~~ Be aware of steep descent

18. This sign means that:



- a. There is a bridge ahead
- b. There is a jetty or river bank ahead
- c. There is a river ahead

19. Which sign indicates that there is a speed bump ahead?



- a. A
- b. B
- c. C

20. You would most likely to see this sign:




- a. At road works
- b. Where there is a possibility of a gravel road
- c. Where there is a possibility of fallen rocks

21. Which sign indicates there is a dead end ahead?



- a. A
- b. B
- c. C

22. Which sign indicates there is a railway crossing ahead?




- a. A
- b. B
- c. C

23. When you see this sign you should



- a. Stop in 150m
- b. Slow down and stop for 150m
- c. Do not stop for the next 150m

24. Which sign indicates a suburb name?



- a. A
- b. B
- c. C

25. Which sign indicates there is a single freeway ahead?



- a. A
- b. B
- c. C

26. Which sign confirms a route?






- a. A
- b. B
- c. C

27. What does this sign mean?





- a. Trucks only ahead
- b. Trucks to engage high gear
- c. Trucks to engage low gear

28. Which signs indicates public transport?

- A. 
- B. 
- C. 
- a. A
b. B
c. C

29. Which sign indicates an overhead advanced route marker?




- A. 
- B. 
- C. 
- a. A
b. B
c. C

30. This sign indicates:



- a. A museum
b. A national park
c. A theatre

31. Which sign indicates an additional lane?

- A. 
- B. 
- C. 
- a. A
b. B
c. C

32. What does this sign mean?



- a. Information centre
- b. Tourist information centre
- c. Cul-de sac

33. This sign indicates:



- a. A manned toll road
- b. Highway ahead
- c. An automatic toll road

34. This sign indicates:



- a. A three-way stop
- b. Multi-phase traffic signals
- c. Three traffic signals

35. This sign indicates:

| Mvoti Plaza | |
|------------------------------|-----------|
| | N\$ 10,00 |
| | 25,00 |
| | 39,00 |
| | 63,50 |
| <small>Including VAT</small> | |

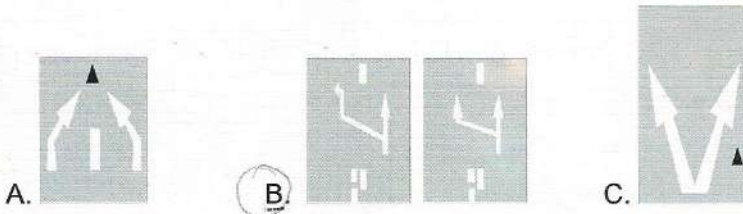
- a. Toll road tariffs
- b. Toll road ahead
- c. Toll road users

36. How should you react to this road marking?



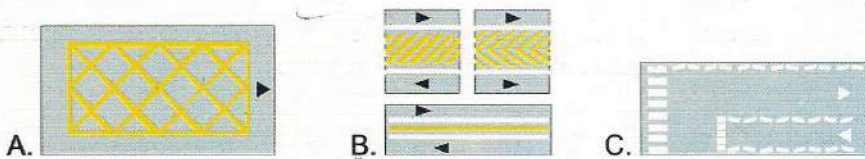
- a. Only stop in an emergency
- b. Do not stop next to the line
- c. Do not park next to the line

37. Which road marking indicates the end of exclusive use lanes?



- a. A
- b. B
- c. C

38. Which road marking indicates that you must not enter the area unless your exit is clear?






- a. A
- b. B
- c. C

39. What should you do when you approach this marking?




- a. Stop and park
- b. Reduce your speed
- c. Slow down and yield

40. Which road marking indicates a railway crossing?


- A. 
- B. 
- C. 
- a. A
b. B
c. C

41. What is the function of this guide lines?



- a. They give additional guidance when turning at a junction
b. They give additional guidance when turning at a junction or for pedestrians crossing
c. They give additional guidance to pedestrians wanting to turn

42. What do these lines indicate?



- a. The direction in which you must drive
b. The lanes within which you must drive
c. Separate traffic lines

43. This light means you:



- a. Proceed
- b. Stop
- c. Yield for pedestrians ,

44. A steady green man light signals means:



- a. Pedestrians may cross the road
- b. Pedestrians may not cross the road
- c. If the pedestrian has started to cross must turn back

45. Which flag signal means that you should stop?



- a. A
- b. B
- c. C

46. A steady red cross shows the driver to:



- a. Drive and turn left and right
- b. Not to drive the vehicle in the lane over which the cross is displayed
- c. Drive the vehicle in the lane over which the cross is displayed

53. Before beginning to overtake another vehicle, you should:

- a. Check to see if it is safe, sound your horn, move out and overtake
 - b. Check to see if it is safe, signal your intention, move out and overtake
 - c. Check to see if it is safe, slow down until you have more room, move out and overtake
-

54. If your vehicle indicators fail, and you are driving on a public road, you should use:

- a. your headlights to signal
 - b. your horn to signal
 - c. your hand to signal
-

55. If you want to make a right-turn hand signal, you:

- a. Extend right arm, palm down and move forearm in a circular motion
 - b. Extend right arm horizontal to the road, palm forward
 - c. Extend right arm, palm forward and move it forward and backwards
-

56. When entering a traffic circle, give right of way to:

- a. Vehicles approaching from behind
 - b. Vehicles approaching from the left
 - c. Vehicles approaching from the right
-

57. When driving around a traffic circle, you should drive:

- a. In an anti-clockwise direction
 - b. In a clockwise direction
 - c. Straight across
-

58. What should you do if you are approached or passed by the State motorcade?:

- a. Speed up to get past
 - b. Slow down to let it pass
 - c. Stop your vehicle at the side of the road
-

59. You may not park within what distance from a fire hydrant?

- a. 0.5 m
 - b. 1m
 - c. 1.5m
-

60. You should not park within what distance from an intersection?

- a. 5m
 - b. 10m
 - c. 15m
-

61. A compulsory stop means:

- a. You must stop your vehicle
 - b. You must slow down your vehicle
 - c. You may stop your vehicle if it is required
-

62. If someone has been killed or injured in an accident, you may:

- a. Not move the vehicles
- b. Move the vehicles
- c. Move the vehicle that caused the accident

63. You drive towards these people on the road. What should you do?



- a. Continue at the same speed and sound the horn
- b. Stop and give way until they have cleared the crossing
- c. Slow down until they are half way across the crossing and drive on

64. If you see a school crossing such as this, you must wait until the children:



- a. Reach the right hand side of the crossing
- b. Are out of sight
- c. Are off the crossing and the hand held sign is taken away

65. When you are approaching a pedestrian crossing:

- a. You may not overtake another vehicle stopped in front of you
- b. You must signal to the pedestrians
- c. You must sound your horn

66. A convoy is a :

- a. Procession of vehicles travelling together
- b. A procession of vehicles following each other at 2km apart
- c. A queue of vehicles waiting behind each other

67. A convoy may travel on a public road:

- a. Between 20:00 on a Friday and 8am on Monday
- b. Between 18:00 on a Friday and 6am on a Monday
- c. Between 18:00 on a Friday and 8am on a Monday

68. Which of the following statement is correct?:

- a. Objects may be placed on a public road
- b. Objects may not be abandoned on a public road
- c. Objects which endanger traffic may not be placed on public roads

69. Which vehicle may not be driven on a freeway?

- a. Motor cycle with engine capacity exceeding 125cc
 - b. Tractor
 - c. Emergency vehicles
-

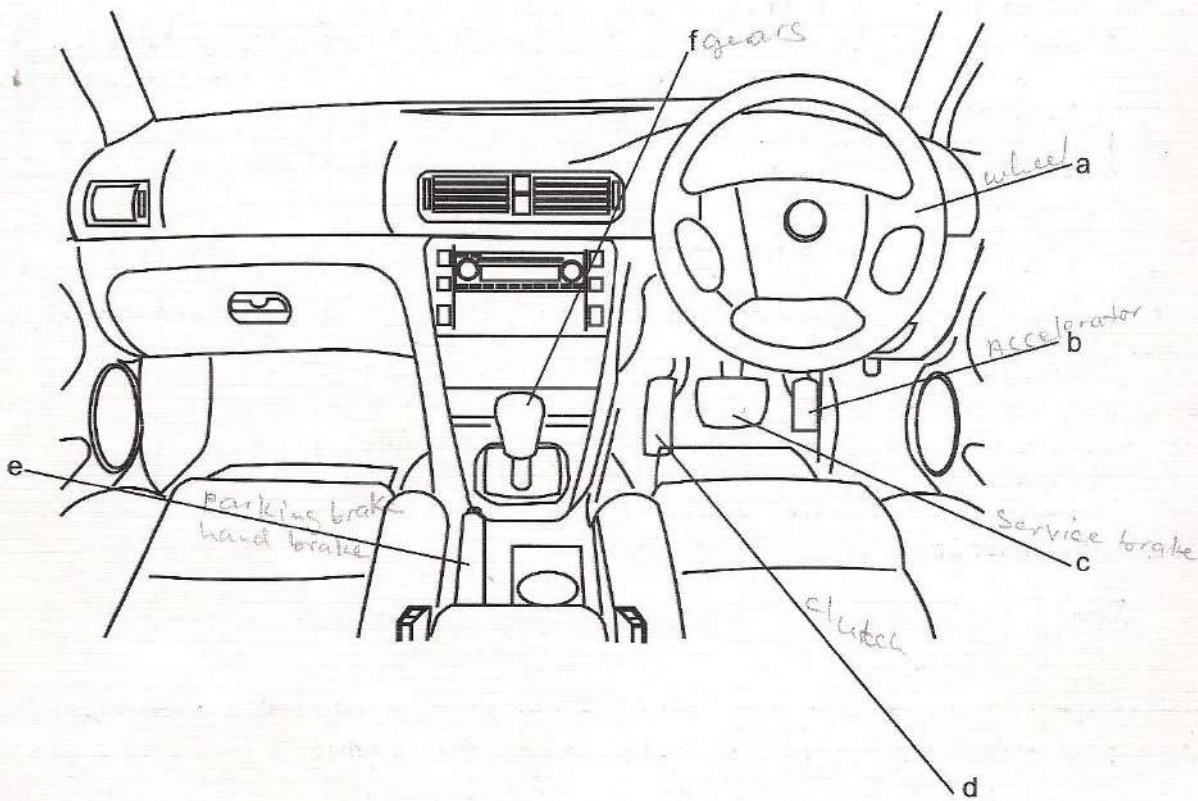
70. What are hazard lights used for?:

- a. When you suddenly need to turn left
 - b. When you suddenly need to turn right
 - c. When you are driving in an emergency situation
-

SECTION D - MOTOR CYCLES ONLY

71. What do you use a throttle for, on a motorcycle?
- To control the petrol
 - To control the indicators
 - To control the speed
-
72. What do you use a clutch for, on a motorcycle?
- To change direction
 - To engage the engine
 - To disengage the engine
-
73. To see behind you on a motorcycle, you use:
- The rear brake
 - The mirror
 - The indicator
-
74. When must a passenger or driver of a motorcycle wear a protective helmet ?
- Always
 - Never
 - When it is necessary
-
75. When riding a motorcycle, the headlamp must be switched on:
- Only at night
 - At night, in poor weather, during the day
 - Only in poor weather
-
76. A rider of a motorcycle on a public road needs to ensure that:
- Feet are on a footrest
 - Head is on a headrest
 - Headlights is off while riding
-
77. What is the maximum permissible width of a load carried by a motorcycle?
- 45m
 - 450mm
 - 450m
-
78. What is the maximum permissible length of a load that can project to the rear carried by a motorcycle?
- 300mm
 - 600mm
 - 900mm
-

SECTION E – LIGHT AND HEAVY VEHICLES ONLY



79. In the picture above which is the service brake?

- a. D
- b. C
- c. E

80. When you are driving in a vehicle and wish to check your speed, you check the:

- a. Kilometre gauge
- b. Trip meter
- c. Speedometer

81. The safe way to stop the vehicle is to:

- a. Press the clutch and then the brake
- b. Press the brake and then the clutch
- c. Press the brake and clutch simultaneously

82. The adult passenger in the back of the vehicle is breaking the law because he is:

- a. Distracting fellow passengers
- b. Not wearing the available seat belt
- c. Sitting in the back seat

83. Which statement is correct?
- a. Passengers in a vehicle fitted with airbags are not required to wear a seatbelt
 - b. Seat belts are only required for long trips
 - c. Drivers and passengers in a vehicle need to wear a properly fitted and adjusted seatbelt.
-
84. A driver of a vehicle must ensure that animals:
- a. Do not get into a public road
 - b. Do not cross the public road
 - c. Do not get onto the roof of the vehicle
-
85. When you are towing another vehicle with a tow rope, chain or tow bar, the distance between the two vehicles should not be more than:
- a. 3 metres
 - b. 3.5 metres
 - c. 4 metres
-
86. What is the maximum permissible length of a bus-train?
- a. 22m
 - b. 20m
 - c. 18m
-
87. What is the maximum width of a goods vehicle with GMV over 12000kg?
- a. 26m
 - b. 2.6m
 - c. 6.2m
-
88. A load that projects on either side of a motor vehicle may not exceed:
- a. 12.5m
 - b. 1.25m
 - c. 1.3m
-
89. Goods carried on any vehicle that project to the rear may not exceed
- a. 1.8m
 - b. 1.8mm
 - c. 18m
-
90. Any load on a vehicle must:
- a. Be securely fastened within the load box
 - b. Be securely projected to the rear
 - c. Be securely fastened with wires
-